

Company Information

| | |
|--------------------------|------------------------------------|
| Company Name: | RIV Capital SCSp |
| Company Address: | 24 Rue Astrid, L-1143 Luxembourg |
| Custodians: | UBS Europe SE, Luxembourg Branch |
| Administrator: | UFP Corporate Service Provider LLC |
| Fund Currency: | EUR |
| Valuation Frequency: | Monthly |
| NAV Reporting Frequency: | Monthly |
| Minimum Subscription: | EUR 125'000 |
| Launch Date: | March 17 th , 2021 |
| Launch Price: | EUR 125'000 |
| First Monthly NAV: | September 21 st , 2021 |

Investment Strategy

It is a long-term value investment quantitative strategy, model driven, based on both fundamental and statistical analysis to capture the inner value of the assets.

For the two combined analysis a few indicators are considered and weighted in a Fuzzy Logics approach. Once selected the Investable Universe, a ranking of the instruments is created and only the top ones are considered as if we invest on them forever. A very last subjective supervision completes the decision-making process, despite the human intervention is reduced at the minimum. A few strategic layer positions can be created with a long-term horizon and an expected predefined distribution of cash flows.

It is a Long Only Strategy, with a Long-Term horizon, low/zero turn-over, and potential Leverage limited to a maximum of 30% of the NAV.

FX risk is USD, EUR, GBP and it is not hedged.

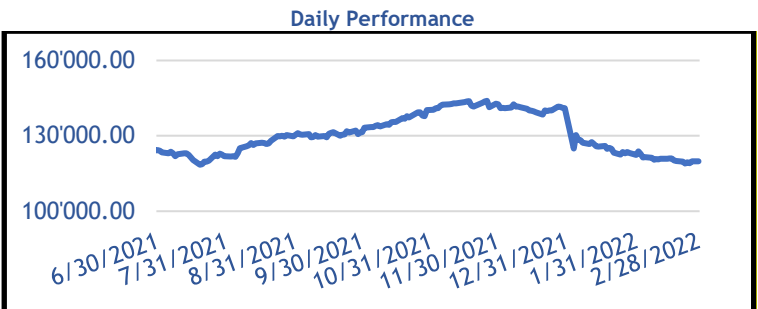
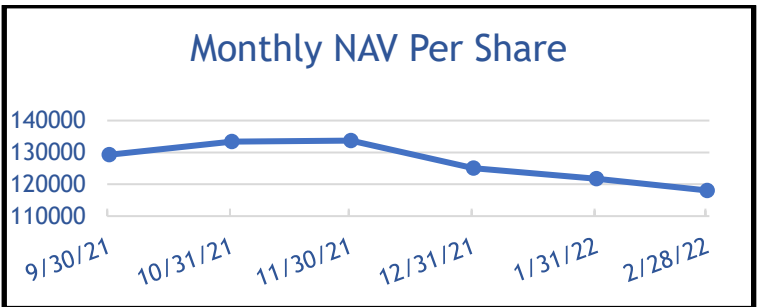
Holding Sectors in %

| | |
|-------|------------------------|
| 30.18 | FINANCIALS |
| 16.74 | MICRO FINANCE |
| 13.90 | PRIVATE DEBT |
| 17.19 | BLUE OIL |
| 10.66 | DIVERSIFIED STRATEGIES |
| 2.66 | ENTERTAINMENT |
| 3.78 | CRYPTO ASSETS |
| 4.89 | LIQUIDITY |

Asset Allocation %

| | |
|-------|---------------|
| 65.92 | FIXED INCOME |
| 22.75 | EQUITY |
| 3.78 | CRYPTO ASSETS |
| 2.66 | LAYERS |
| 4.89 | CASH |

*The Company has an exposure of 3.81% of the total asset from a Russian fixed income security which is not affected by the current sanctions.



| | |
|-----------------------|--------|
| Q4 2021 Dividend Paid | 5.29% |
| 2021 Dividend Yield | 21.16% |

| Statistics Historical Track Record | Mean Return (Annualized) | Downside Risk (Annualized) | Sharpe |
|------------------------------------|--------------------------|----------------------------|--------|
| | 20.63 | 7.27 | 4.70 |
| # DrawDowns | - | - | - |

| Statistics 3 months Running Strategy | Mean Return (Annualized) | Downside Risk (Annualized) | Sharpe |
|--------------------------------------|--------------------------|----------------------------|--------|
| | 4.74 | 9.34 | 0.17 |

| Statistics Year to date Running Strategy | Mean Return (Annualized) | Downside Risk (Annualized) | Sharpe |
|--|--------------------------|----------------------------|--------|
| | 32.31 | 8.18 | 1.43 |

Key Statistics Gross Assets: EUR 28.28m Net Assets: EUR 24.32m Price Per Share in EUR : 118'052.840

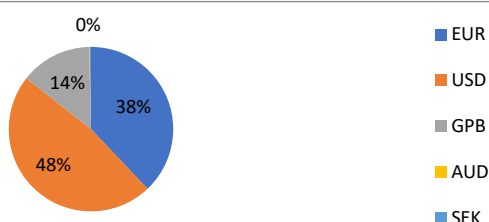
| RIV Capital SCSp Performance in % | | | | | | | | | | | | | Performance in % since launch: +0.86 | | | | |
|-----------------------------------|-------|-------|-----|-----|-----|-----|-----|-----|------|------|------|-------|--------------------------------------|----|------|------|-------|
| Year | Jan | Feb | Mar | Apr | May | Jun | Jul | Aug | Sep | Oct | Nov | Dec | Q1 | Q2 | Q3 | Q4 | YTD |
| 2021 | - | - | - | - | - | - | - | - | 3.43 | 3.20 | 0.20 | -0.33 | - | - | 3.43 | 3.32 | 6.61 |
| 2022 | -2.63 | -3.01 | - | - | - | - | - | - | - | - | - | - | -5.56 | - | - | - | -5.56 |

On December 31, 2021, the Firm announced the cash Q4 Dividends 2021 to be paid in January 2022 thereby slowing down the high water mark NAV per share to EUR 125,000.00.

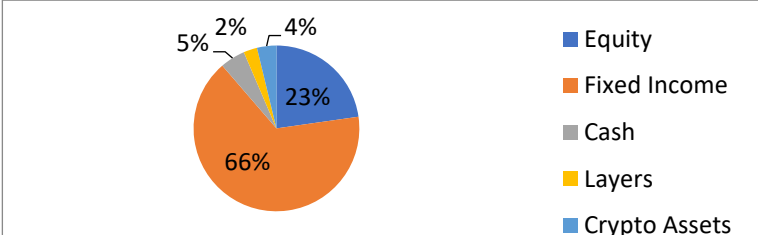
| Investment Manager's Performance in % from 2011 up to December 2021 | | | | | | | | | | | | |
|---|------|-------|-------|-------|------|------|------|------|-------|-------|-------|------|
| Year | 2011 | 2012 | 2013 | 2014 | 2015 | 2016 | 2017 | 2018 | 2019 | 2020 | 2021 | 2022 |
| % | 1.30 | 54.20 | 29.80 | 16.00 | 1.40 | 0.60 | 8.90 | 5.30 | 62.10 | 11.97 | 26.54 | |

Historical figures realized by the same Investment Manager in another structure. They can be considered representative of the actual annual performance of RIV-Capital SCSp starting from 2021.

Currency Allocation



Assets Allocation



Disclaimer

This document does not constitute an offer in any jurisdiction in which such offer or solicitation is not authorized. It does not constitute an offer or solicitation to purchase shares in the Fund described or mentioned. Investment in RIV Capital SCSp will only be accepted on the basis of the Fund's offering memorandum, and that memorandum may only be distributed to those eligible to receive that document. Past performance is no guarantee of future performance. The value of investments may fall as well as rise